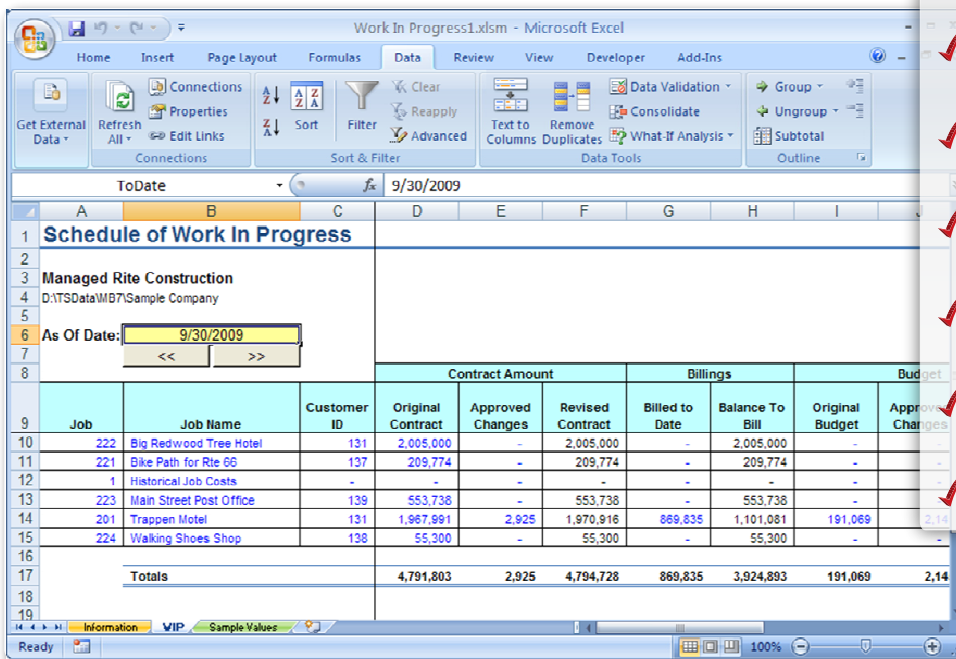




LIBERTY

R E P O R T S

Imagine doing all of this in Excel using your Sage Master Builder data.



			Contract Amount			Billings		Budget	
Job	Job Name	Customer ID	Original Contract	Approved Changes	Revised Contract	Billed to Date	Balance To Bill	Original Budget	Approved Changes
222	Big Redwood Tree Hotel	131	2,005,000	-	2,005,000	-	2,005,000	-	-
221	Bike Path for Rte 66	137	209,774	-	209,774	-	209,774	-	-
1	Historical Job Costs	-	-	-	-	-	-	-	-
223	Main Street Post Office	139	553,738	-	553,738	-	553,738	-	-
201	Trappen Motel	131	1,967,991	2,925	1,970,916	869,835	1,101,081	191,069	2,14
224	Walking Shoes Shop	138	55,300	-	55,300	-	55,300	-	-
Totals			4,791,803	2,925	4,794,728	869,835	3,924,893	191,069	2,14

- ✓ Work-In-Process
- ✓ Financial Statements
- ✓ Cash Flow Statements
- ✓ Cost To Complete
- ✓ Reconciliation Reports
- ✓ Field Reporting
- ✓ Scheduling Analysis

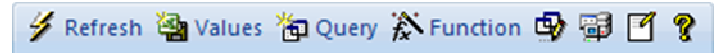
Liberty Reports is a reporting add-in for Microsoft Excel® that transforms business reporting as you know it. With it, Excel becomes an interactive reporting tool that connects directly to your company databases. Leveraging what you already know about Excel, you can use your company data in combination with Excel's robust features and be liberated to do more with business reporting than ever before.

Using Liberty Reports, you will transform Microsoft Excel into a powerful and intuitive reporting solution virtually overnight. Use it for business intelligence, management reports, exception reports, auditing, and much more.

Be Liberated...by our innovative Excel based reporting.

Why Liberty Reports?

✓ Integrated With Excel	Work within the comfortable and familiar Excel environment as you run, refresh, and design reports.
✓ Ease of Use	You don't need technical/I.T. skills to use Liberty Reports. If you plan to design your own reports, just use the intuitive wizards to help you place information into your Excel worksheets.
✓ Time Savings	Use spreadsheets over and over again with very little effort. Liberty Reports saves time by transforming your Excel workbook into a refreshable report. Formatting, layout, and design of the workbook is done one time and then the data can be refreshed with a single click of your mouse.
✓ Transferrable Skills	Put what you know already know about Excel to work for you. No matter your level of Excel expertise, Liberty Reports allows your skills to be put to use immediately. There is no need to learn everything about reporting from the ground up. That results in a smaller time investment and more rapid return on investment.
✓ Accuracy of Data	Using other methods to put data in Excel leaves much room for error. Inaccurate data can lead to bad business decisions or wasted time and is ultimately costly. With Liberty Reports, data is queried directly from your accounting database, eliminating the chance of human error that might create a discrepancy.
✓ Presentation Quality	Being in the Excel environment allows you to format data in a clean and professional way including colors, fonts, and meaningful business graphics. Reports become interactive, concise, intuitive, and meaningful.



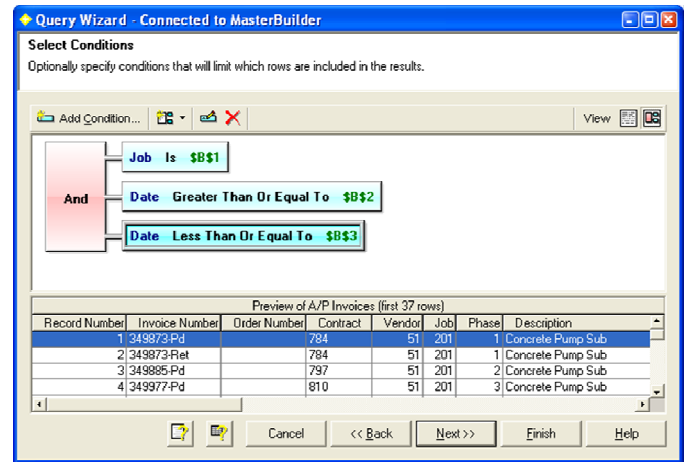
Features

Connect to Your Data	There is no need for you to create data sources or build SQL queries. Simply select your database and you're ready to begin working with your data in Excel.
Run & Refresh Reports	Whether you use one of the prebuilt reports, build your own, or have a report built for you, reports can be run and refreshed with ease. Retrieve current data values with just a click of the refresh button.
Save As Values	When you need to share your report with others who don't use Liberty Reports, use the Save As Values feature. This turns a Liberty Reports report into an ordinary Excel workbook containing static data in place of the dynamically linked data.
Save Data with Reports	Data in a saved workbook can be refreshed automatically when you open the workbook, but if you want, the last queried values can be stored in the workbook and redisplayed. This enables you to work with a snapshot of your data or work disconnected from your database.
Build Queries	With a designer license, the query wizard makes it a snap to create Excel queries that give you speedy access to live data. The dynamic data can be refreshed at any time, and rows are automatically added and removed to reflect changes in your data. Create robust queries that can automatically bring together data from multiple tables, sort, summarize, and filter.
Insert Functions	Also with a designer license, function wizards guide you step by step making it easy to use Liberty Reports functions in your Excel formulas. These functions allow you to get specific values or summary values from your database.

Licensing

Liberty Reports is licensed by the number of users who will need to use it at the same time. Two types of licenses are offered; Standard and Designer. These determine the features that are available to you. Any number of licenses of each type can be purchased.

	Standard	Designer
Connect to your database	✓	✓
Run & Refresh Reports	✓	✓
Save As Values	✓	✓
Query Wizard		✓
Function Wizards		✓



System Requirements

Microsoft Windows • Microsoft Excel • Sage Master Builder
All other system requirements as defined by Sage Master Builder. See the Event 1 Software website for details about specific versions of Windows, Excel, and Master Builder that are supported.

Online Presentation

Contact us to attend a live online presentation and see how Liberty Reports can address your Master Builder reporting needs.



3305 Main Street
Suite 303
Vancouver, WA 98663
(360) 567-3750 / fax (360) 567-3756
Email: sales@event1software.com
Website: www.event1software.com